

Indoor use only

High Power LED Candelabra

1.7W/B10/LED/CANDELABRA



Applications:

- Chandeliers
- Wall Sconce
- Carriage Light
- Vanity Light

Features:

- Warm White 2700K
- Vibration Resistant
- Unique Butterfly-Beam™ (360° Horizontal, 275° Vertical)
- Exact B10 Footprint/Shape

Benefits

- Energy Efficient
- Long Life
- Environmentally Friendly
- RoHS Compliant
- Non-Hazardous Waste
- Reduces Carbon Emissions

Electrical, Technical and Ordering Data

Product code: E120210WW

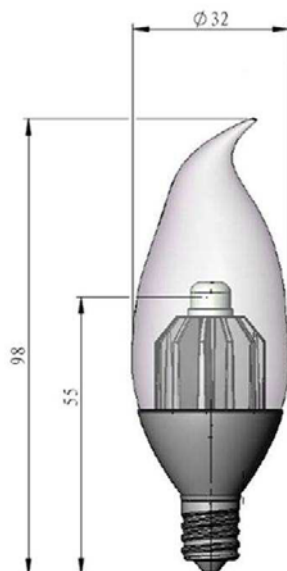
Input voltage	100~240VAC
Output voltage	3.5VDC
Typical output current (mA)	320
Typical Power consumption (watt)	1.7
Typical lumen output (lumen)	90
Beam view angle	360° Horizontal, 275° Vertical
Typical correlation color temperature	2700K
Typical Color rendering index	65
RoHS compliant	Yes
Base E12 (Candelabra Base)	
Driver efficiency (%)	60
Bulb B10 Bent Tip	
Finish Clear and Frosted	
Ingress Protection	IP66
Operating Temperature	-20°C to +40°C
Storage Temperature	-20°C to +55°C
Maximum Power Consumption	2.5 Watt
Maximum Output Current	400 mA

Materials

Glass House
LED Heat Sink
Collar

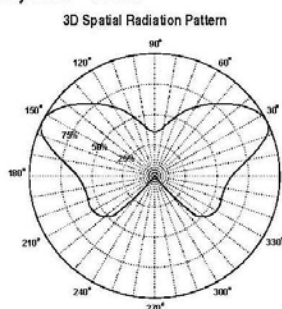
Clear/Frosted glass
Nickel plated aluminum ADC12
White UL certificated PC

Outline Dimensions

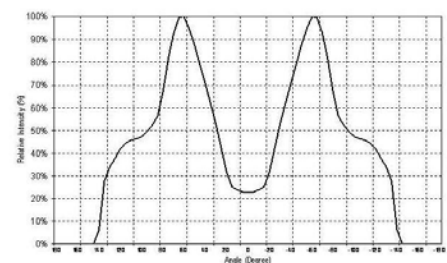


Note: 1. All dimensions are in mm.
2. Dimensions without tolerances are for reference only.

Butterfly-Beam™ Profile



Vertical Spatial Radiation Pattern



- Safety**
1. The glass of the led bulb might be broken due to improper treatment
 2. Turn off the power when installing or replacing the bulb to avoid electrical shock
- Storage**
1. Store the bulb in the dry place and at room temperature.
 2. Avoid direct contact with corrosive gas and liquid.
 3. Clean the bulb with dry cloth. Do NOT immerse the bulb into any liquid.